

Mini beast Hunt

Can you find a.....



bee




spider




snail



caterpillar



beetle



butterfly

Bug Hotel

Make a bug hotel

Build your very own Bug-ingham Palace! Create a tower block luxury home for ladybirds, frogs, toads and hedgehogs using garden leftovers. Add as many floors as you like.

- 1 Find a level place in sunlight or light shade for your hotel.



- 2 Set out the bricks in an H-shape. Fill the spaces between them with a mixture from the following – straw, hay, dead leaves, moss, sand.
- 3 Lay a pallet or strips of wood over the bricks and fill the gaps with any of the "filling".
- 4 Add another layer of wood strips/pallet and put in more filling.

You will need

- Bricks
- Pallets or strips of wood
- Roofing tiles or roofing felt

For the filling (any of the following)

- Straw, hay, dead leaves, moss, sand
- Cardboard tubes and corrugated card
- Plastic and ceramic pipes of various sizes and widths
- Stones
- Hollow bamboo canes
- Dead hollow plant stems
- Pine cones
- Logs drilled with various-sized holes

- 5 Carry on until you have made your hotel as high as you want, then cover with roofing tiles or felt to give your hotel a waterproof roof. Put bricks on top to keep your roof in place.



Wild extra

The floors of your hotel can give homes to different creatures. Frogs and toads bury themselves in sand in the basement. Ladybirds hibernate in hollow tubes and nest in straw. Other small creatures will live among the leaves, moss and inside holes in logs.


Stay safe

Don't make your hotel too tall and thin in case it falls over.


Maze




Help the bee get to the flower




Bee




Butterfly



Caterpillar



Snail



Spider

