





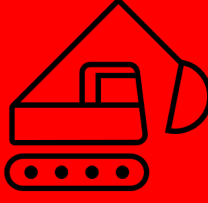
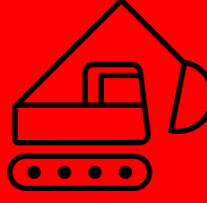


# ABCD Game


This game is all about matching the picture to the same picture and reading out the word.

Cut the second pictures out and ask your child to place the (for example) red digger on the red digger, then say D d is for digger. You could also ask your child what else begins with D d.


<b>A a</b> is for apple		C u t  a l o n g  h e r e	
<b>B b</b> is for ball			
<b>C c</b> is for cat			
<b>D d</b> is for digger			

# Colour Board

This colour board can be used with the coloured shapes. Ask your child to place a yellow object onto a yellow box, a blue object onto a blue box, etc.



# Colour by Numbers




1 - red, 2 - orange, 3 - yellow, 4 - pink, 5 - green, 6 - brown

# Colour Matching 1

Cut out all the shapes on the red, yellow, blue and green templates and get your child to put all the objects on the matching colour name.


Blue



# Colour Matching 2



Cut out all the shapes on the red, yellow, blue and green templates and get your child to put all the objects on the matching colour name.

Green



# Colour Matching 3

Cut out all the shapes on the red, yellow, blue and green templates and get your child to put all the objects on the matching colour name.



# Colour Matching 4

Cut out all the shapes on the red, yellow, blue and green templates and get your child to put all the objects on the matching colour name.

Yellow

